

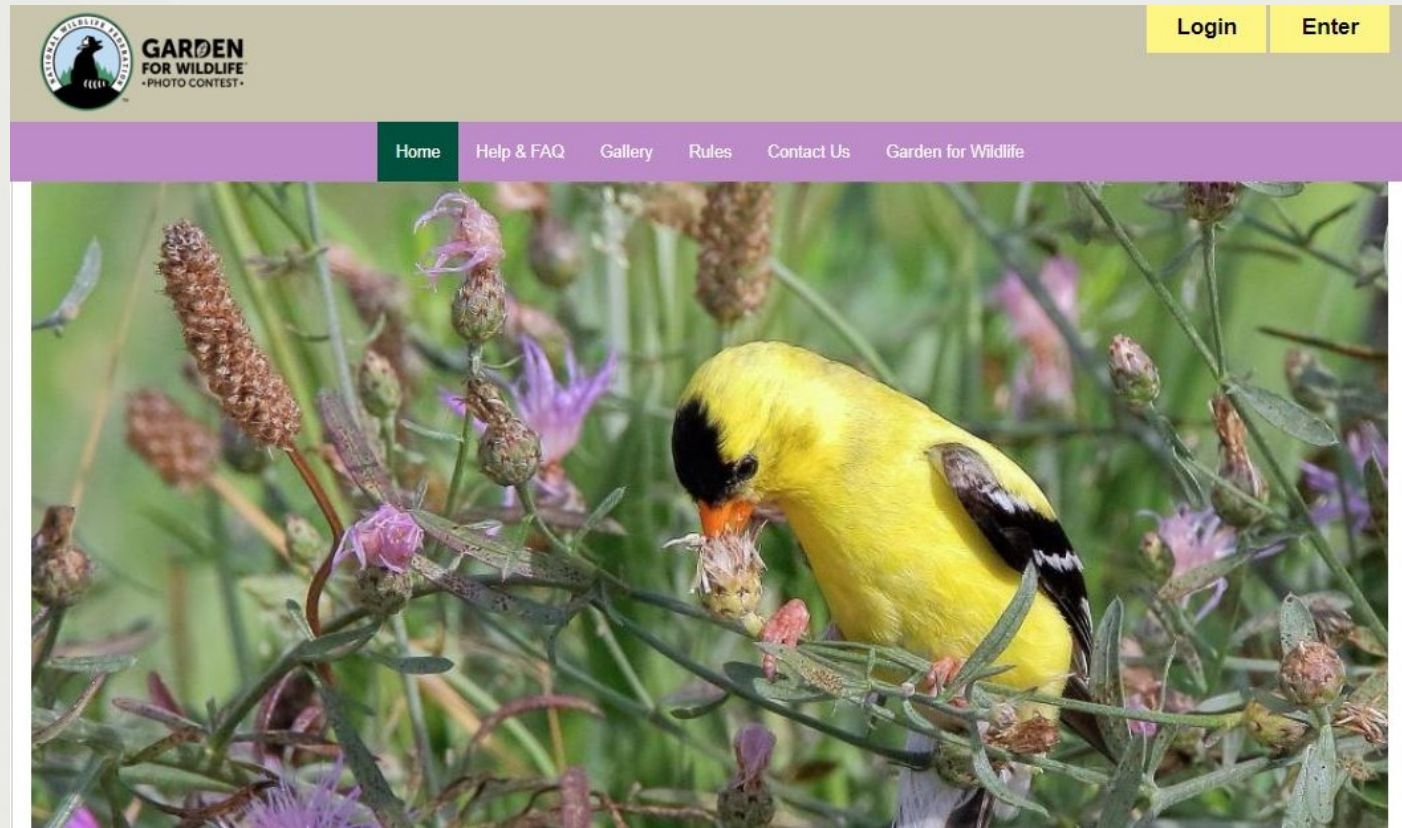


**GARDEN**  
**FOR WILDLIFE**<sup>TM</sup>  
• PHOTO CONTEST •

# How to enter

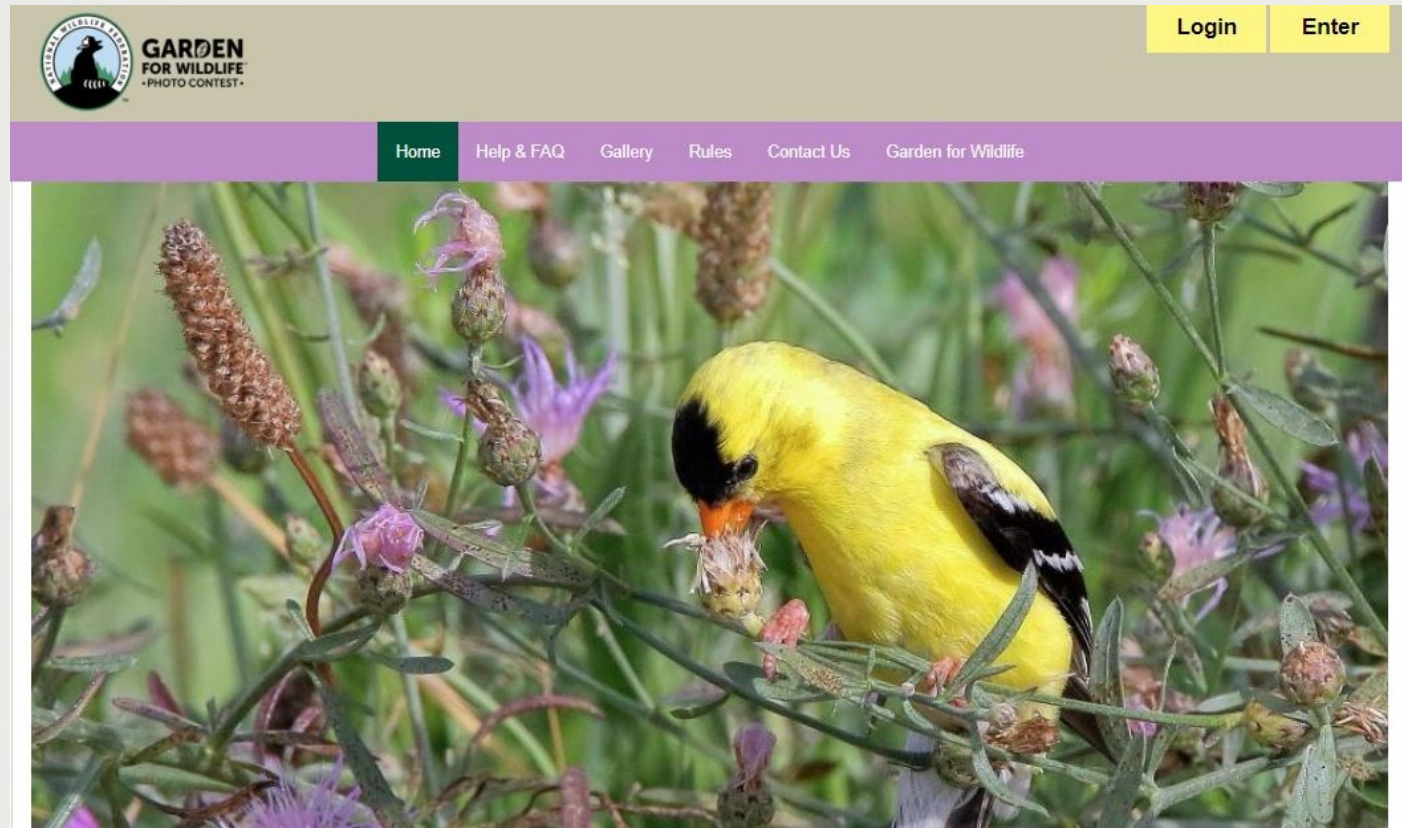
**STEP BY STEP GUIDE**

# Go to: [gfwphotocontest.nwf.org](https://gfwphotocontest.nwf.org)



**GARDEN**  
**FOR WILDLIFE**  
• PHOTO CONTEST •

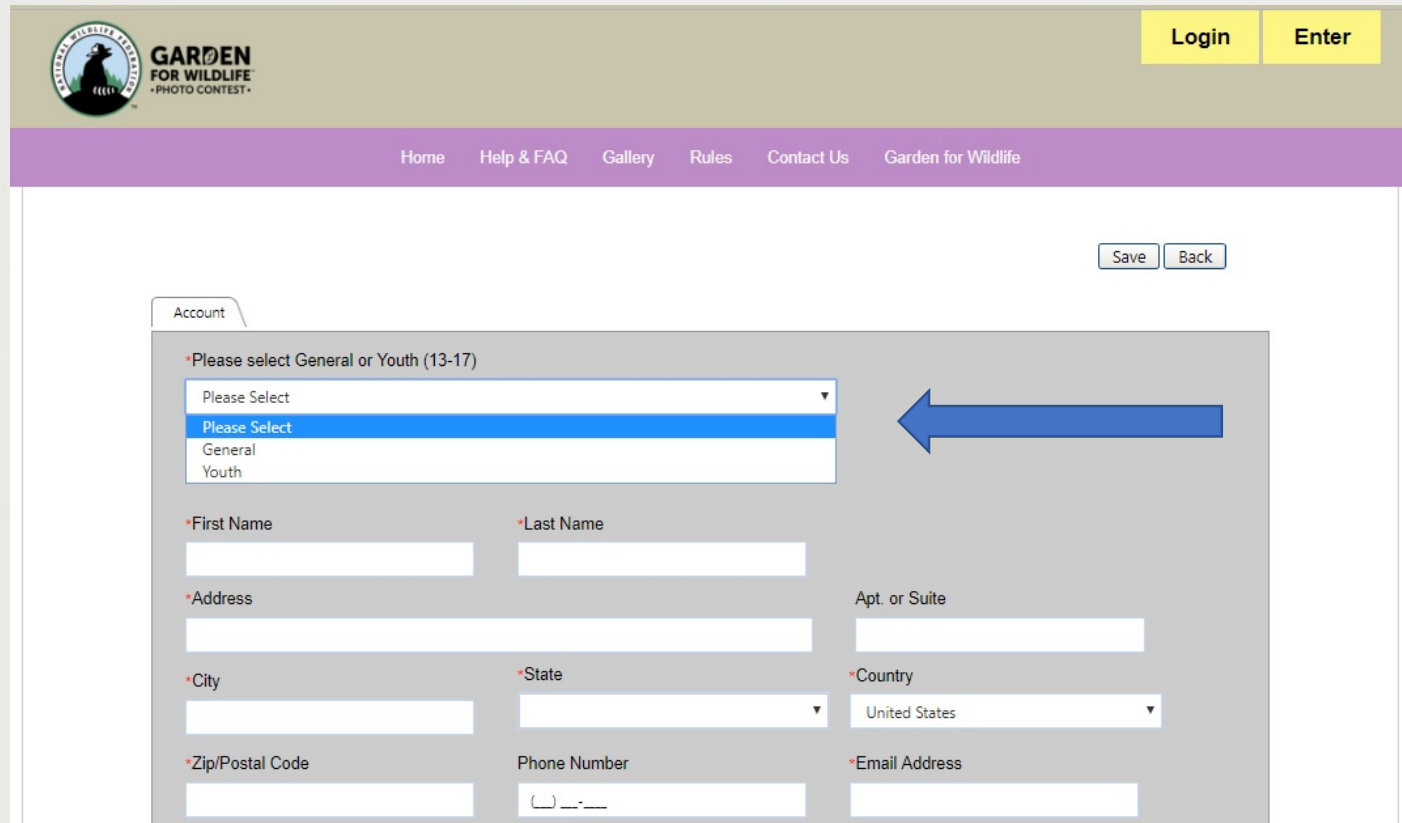
All entrants must enter for a 2019 photo contest account by pressing the Enter tab.  
Or if you have already created an account for the 2019 contest, press the Login tab.



**GARDEN**  
**FOR WILDLIFE**  
• PHOTO CONTEST •



To begin your registration, first select General Entrant or Youth Entrant from the drop down menu.



The screenshot shows the registration page for the Garden for Wildlife Photo Contest. At the top, there is a header with the logo on the left and 'Login' and 'Enter' buttons on the right. Below the header is a navigation bar with links: Home, Help & FAQ, Gallery, Rules, Contact Us, and Garden for Wildlife. The main content area is titled 'Account' and contains a registration form. The form has a dropdown menu at the top with the prompt '\*Please select General or Youth (13-17)'. The dropdown is open, showing 'Please Select', 'General', and 'Youth' options. A large blue arrow points to the 'General' option. Below the dropdown are several input fields: '\*First Name', '\*Last Name', '\*Address', '\*City', '\*State', '\*Country', '\*Zip/Postal Code', 'Phone Number', and '\*Email Address'. The 'Country' dropdown is set to 'United States'. There are 'Save' and 'Back' buttons at the top right of the form area.



**GARDEN  
FOR WILDLIFE**  
• PHOTO CONTEST •

# General account registration form

Be sure to fill out all required fields, marked with a **red asterisk\***

Account

\*Please select General or Youth (13-17)  
Please Select ▼

Contact Information

\*First Name  \*Last Name

\*Address  Apt. or Suite

\*City  \*State  \*Country

\*Zip/Postal Code  Phone Number  \*Email Address

Account Information

\*Username  \*Password  \*Confirm Password

☐ \* By uploading my photo(s), I acknowledge that I am 18 years old and agree to the Official Rules of the Photo Contest.



**GARDEN  
FOR WILDLIFE™**  
• PHOTO CONTEST •

After creating an account, you will receive an email to confirm your registration.

# Youth account registration form

Be sure to fill out all required fields, marked with a **red asterisk\***  
Remember to include your child's name and age in the "Youth" fields at the bottom

Account \

\*Please select General or Youth (13-17)  
Youth

Contact Information

\*First Name: Amelia  
\*Last Name: Todaro  
\*Address: 11100 Wildlife Center Drive  
Apt. or Suite:  
\*City: Reston  
\*State: Virginia  
\*Country: United States  
\*Zip/Postal Code: 20190  
Phone Number: ( ) - -  
\*Email Address: todaroa@nwf.org

Account Information

\*Username:   
\*Password:   
\*Confirm Password:

☐ \* I am the parent/guardian and agree to the collection of data of my minor child and agree to these rules on behalf of my minor child.

Youth First Name:   
Youth Last Name:   
Youth Age:

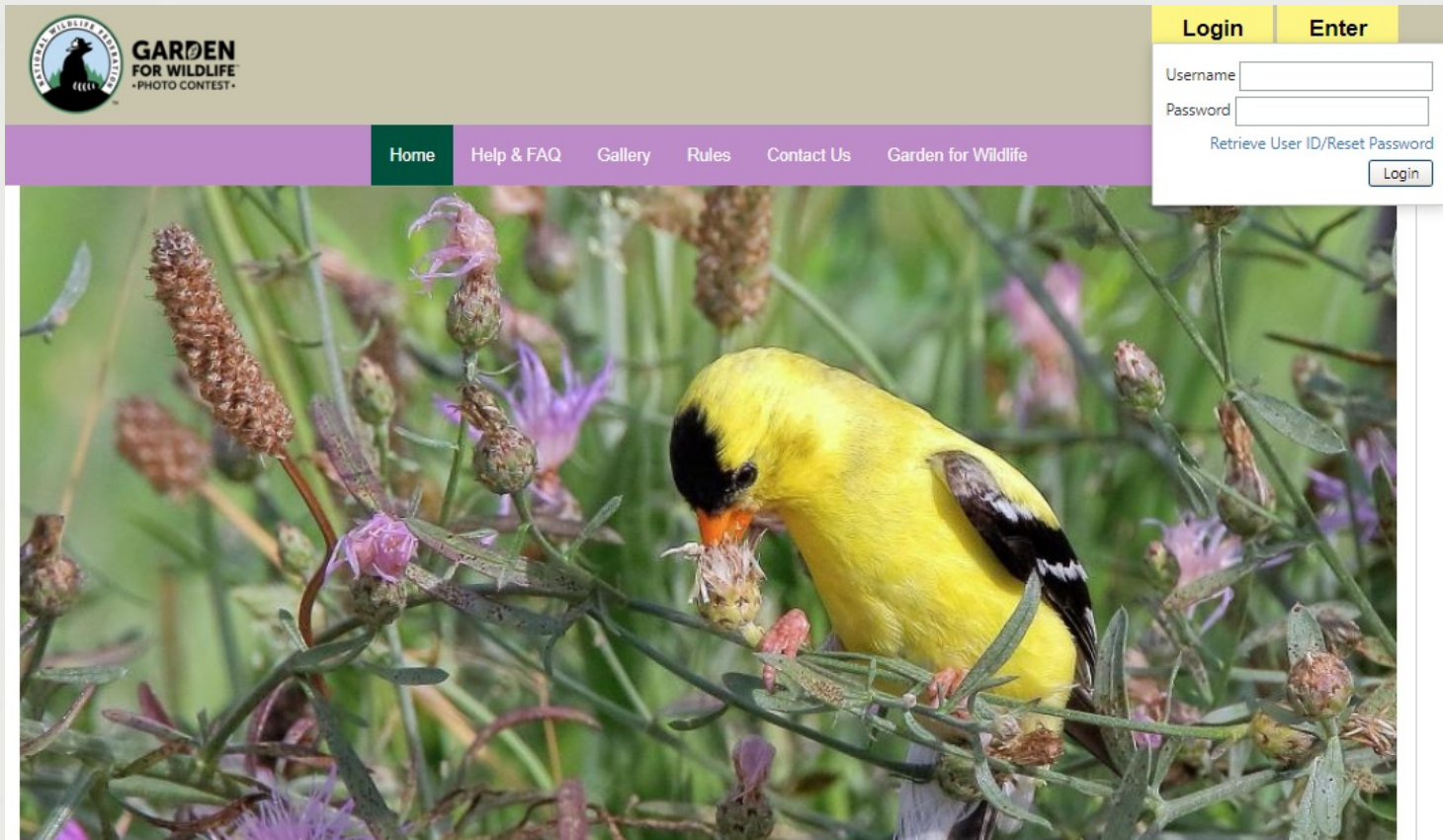
☐ \* By uploading my photo(s), I acknowledge that I am 18 years old and agree to the Official Rules of the Photo Contest.



**GARDEN**  
**FOR WILDLIFE**  
• PHOTO CONTEST •

After creating an account, you will receive an email to confirm your registration.

To login to your account, fill in your Username and Password when you entered and press Login.



The screenshot shows the website's header with the logo and navigation menu. The login form is located in the top right corner, featuring fields for Username and Password, a 'Login' button, and a link to 'Retrieve User ID/Reset Password'. A blue arrow points to the 'Login' button.

**GARDEN FOR WILDLIFE**  
• PHOTO CONTEST •


**Login** **Enter**

Username

Password

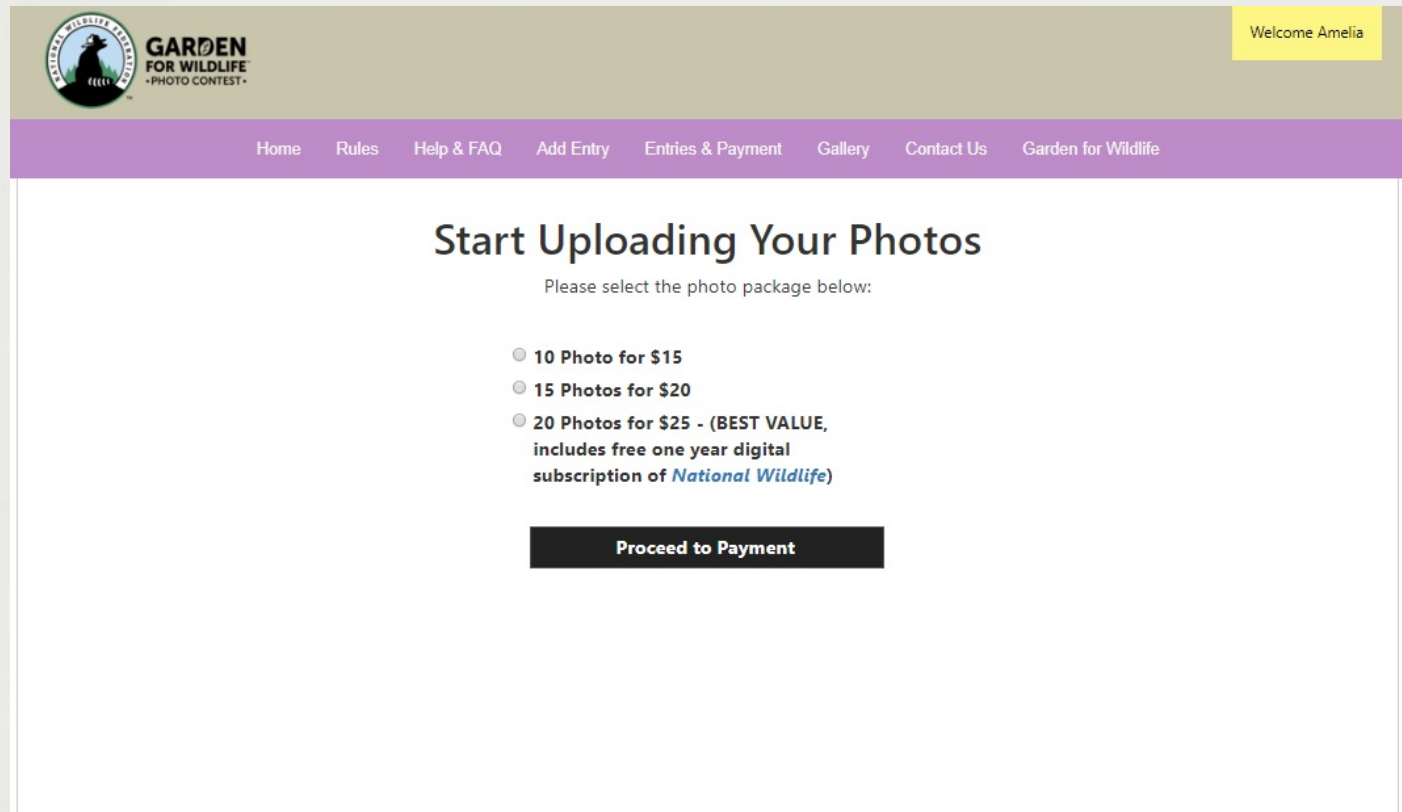
[Retrieve User ID/Reset Password](#)

[Home](#) [Help & FAQ](#) [Gallery](#) [Rules](#) [Contact Us](#) [Garden for Wildlife](#)





New this year, you have three photo-entry packages to choose from depending on the number of photos you would like to enter.



The screenshot shows the 'GARDEN FOR WILDLIFE PHOTO CONTEST' website. At the top left is the logo featuring a silhouette of a bear in a forest. A yellow banner at the top right says 'Welcome Amelia'. A purple navigation bar contains links: Home, Rules, Help & FAQ, Add Entry, Entries & Payment, Gallery, Contact Us, and Garden for Wildlife. The main content area has the heading 'Start Uploading Your Photos' and the instruction 'Please select the photo package below:'. Three radio button options are listed: '10 Photo for \$15', '15 Photos for \$20', and '20 Photos for \$25 - (BEST VALUE, includes free one year digital subscription of *National Wildlife*)'. A black 'Proceed to Payment' button is at the bottom.

**GARDEN FOR WILDLIFE PHOTO CONTEST**

Welcome Amelia

Home Rules Help & FAQ Add Entry Entries & Payment Gallery Contact Us Garden for Wildlife

## Start Uploading Your Photos

Please select the photo package below:

- ☐ 10 Photo for \$15
- ☐ 15 Photos for \$20
- ☐ 20 Photos for \$25 - (BEST VALUE, includes free one year digital subscription of *National Wildlife*)

**Proceed to Payment**

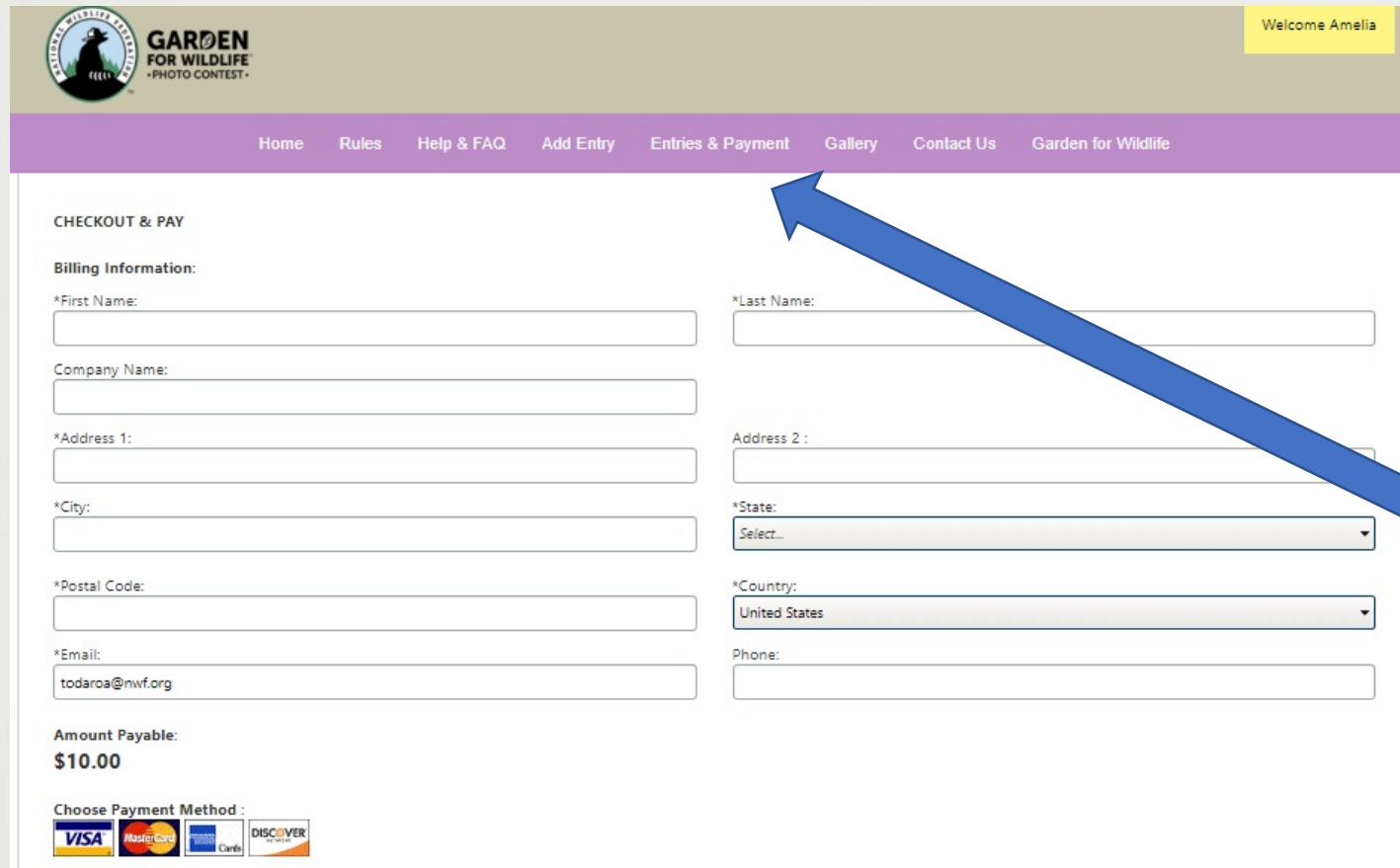



**GARDEN  
FOR WILDLIFE**  
• PHOTO CONTEST •



# Payment page

Fill out and submit your payment information.  
That is it! You are now ready to start submitting photos to the 2019 photo contest



 **GARDEN FOR WILDLIFE**  
• PHOTO CONTEST •

Welcome Amelia

Home Rules Help & FAQ Add Entry **Entries & Payment** Gallery Contact Us Garden for Wildlife

**CHECKOUT & PAY**

**Billing Information:**

\*First Name:

\*Last Name:

Company Name:

\*Address 1:

Address 2:

\*City:

\*State:

\*Postal Code:





\*Country:

\*Email:

Phone:

Amount Payable:  
**\$10.00**

Choose Payment Method:

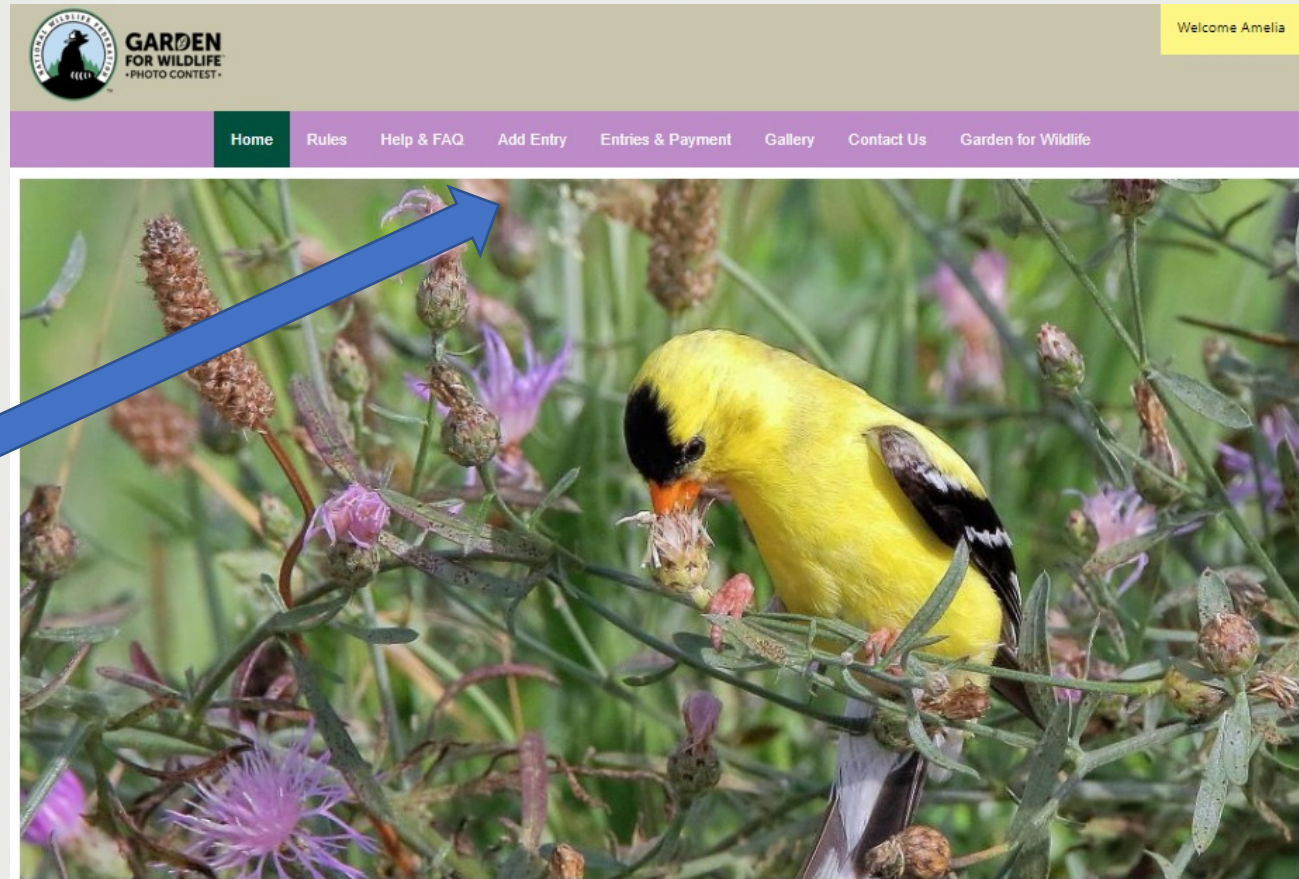
   



**GARDEN  
FOR WILDLIFE**  
• PHOTO CONTEST •

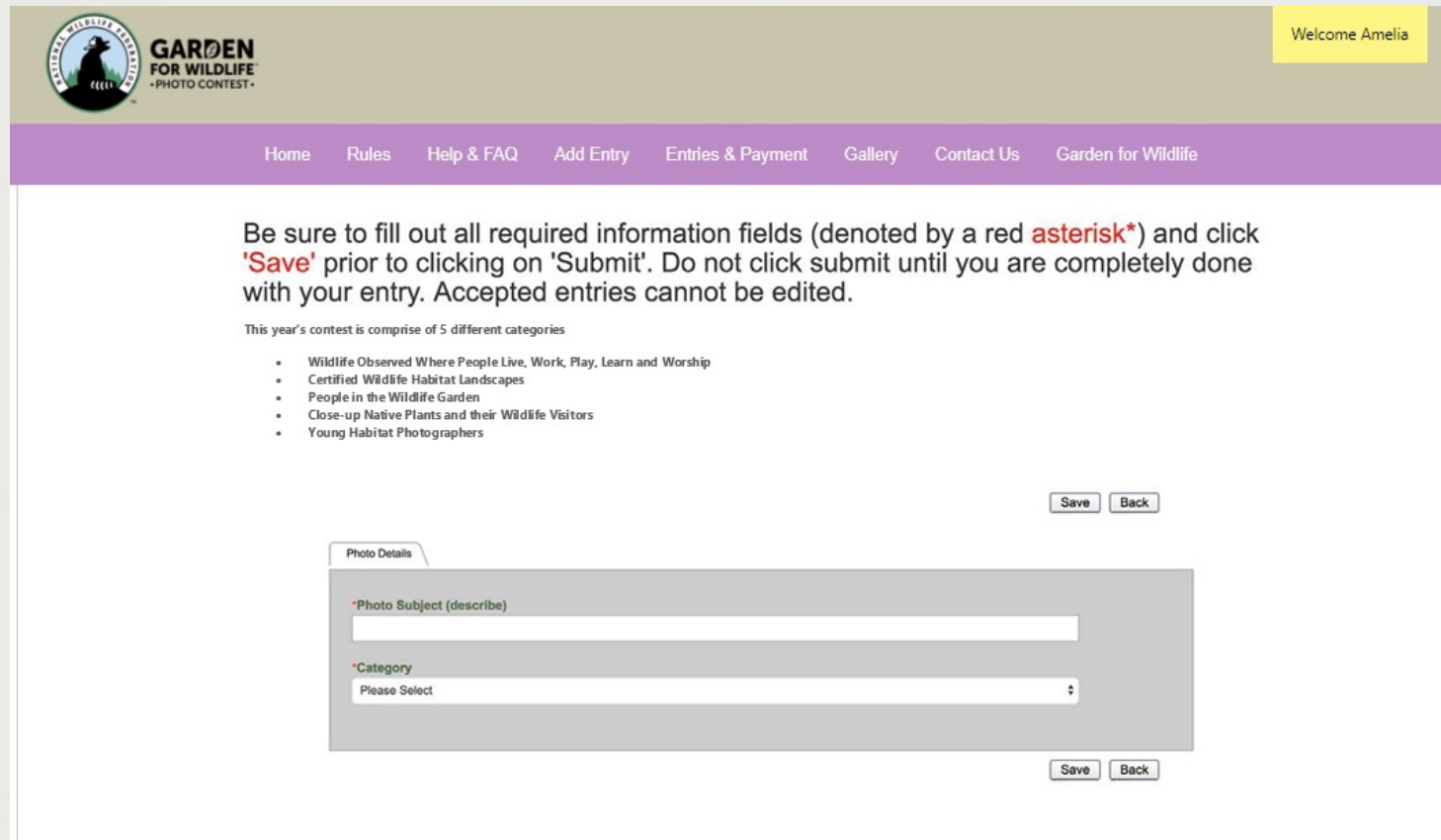
# Entering images

Click on the “Add Entry” button to begin adding photos to your account.



**GARDEN**  
FOR WILDLIFE  
• PHOTO CONTEST •

## Start with “Photo Subject” and select a contest category for each photo entry



The screenshot shows the Garden for Wildlife Photo Contest entry form. At the top left is the logo for the National Wildlife Federation Garden for Wildlife Photo Contest. At the top right, a yellow box says "Welcome Amelia". Below the logo is a purple navigation bar with links: Home, Rules, Help & FAQ, Add Entry, Entries & Payment, Gallery, Contact Us, and Garden for Wildlife. The main content area has a heading that says "Be sure to fill out all required information fields (denoted by a red asterisk\*) and click 'Save' prior to clicking on 'Submit'. Do not click submit until you are completely done with your entry. Accepted entries cannot be edited." Below this is a list of five contest categories. At the bottom right of the list are "Save" and "Back" buttons. Below the list is a "Photo Details" section with two required fields: "Photo Subject (describe)" and "Category". The "Category" field is a dropdown menu with "Please Select" as the current selection. At the bottom right of the "Photo Details" section are "Save" and "Back" buttons.

WELCOME TO THE GARDEN FOR WILDLIFE PHOTO CONTEST

Welcome Amelia

Home Rules Help & FAQ Add Entry Entries & Payment Gallery Contact Us Garden for Wildlife

Be sure to fill out all required information fields (denoted by a red asterisk\*) and click 'Save' prior to clicking on 'Submit'. Do not click submit until you are completely done with your entry. Accepted entries cannot be edited.

This year's contest is comprised of 5 different categories

- Wildlife Observed Where People Live, Work, Play, Learn and Worship
- Certified Wildlife Habitat Landscapes
- People in the Wildlife Garden
- Close-up Native Plants and their Wildlife Visitors
- Young Habitat Photographers

Save Back

Photo Details

\*Photo Subject (describe)

\*Category

Please Select

Save Back





Fill out the photo information for each image.

Fill out all the required fields marked with a **red asterisk\***. Be accurate with image description, it can not be changed after its submitted.

Click “Select” to select a photo from your computer or mobile device.

Would you like to donate your photo to NWF?

After you image is uploaded, click “Submit Entry” to submit this photo.



**GARDEN**  
FOR WILDLIFE  
• PHOTO CONTEST •

869473 - Fox Example

Photo Details

\*Photo Subject (describe)  
Fox Example

\*Category  
please select

\*When was this image taken? (Please state month or time of year)  
Season, Month, Year

\*Where was this photo taken? (Please specify city, state, country, etc.)  
Location photo was taken

\*Photo Story  
Put here information about your photo

463

\*Camera Equipment  
Your Equipment

\*Specify Digital Alterations  
Any alterations made from original file

Upload Photo here

2019NWPC-Fox  
JPG, 4.13 MB

I want to donate my image to the National Wildlife Federation (please select Yes or No) then  
☒ Yes ☐ No

I have read and agreed to the photo donation terms as set forth in Section 15 of the Rules, and I understand how my **donated** images may be used to help NWF.

Save

Submit Entry Back

# Edit Entries page

Click on “Add Entry” to add more images.

Entered images can be reviewed in the “Entries & Payment” page.

Status:

**Incomplete**- something is missing

**Completed**- images uploaded but not submitted

**Accepted**- images have been submitted



**GARDEN  
FOR WILDLIFE**  
• PHOTO CONTEST •

Here are a few tips that can help you during the registration process:

1. During the registration process, you will be prompted to purchase one of three photo-entry packages. After you have paid, you will be able to submit up to the number of photos allotted in the photo-entry package purchased. You may enter as many photos as you wish, there is no limit on the total number of images allowed. Additional packages must be purchased, there will be no refunds or incremental additions. **Please do not delete the first entry associated with the entry fee or the account will show an unpaid balance.**
2. To submit an entry for judging, click on the 'Submit' button. If the application form is complete, the image will automatically be entered to the judging site. Once you have submitted, the entry cannot be modified.
3. All required information fields (denoted by a red asterisk\*) for each image must be filled out before the image can be submitted to be judged. If the required information has not been completed, the corresponding fields will be displayed. Click the image's status then click on the field name to be taken to the co-field to complete the form.
4. To see your submissions and edit draft entry forms, click on 'Entries & Payment' button.
5. Entry Status:
  - Accepted: Denotes a successful submitted image. An accepted entry cannot be edited nor deleted.
  - Completed: Denotes entry still needs to be submitted to the judges. Entry can be edited or deleted.
  - Incomplete: Denotes the application form is not completely filled out, click on the entry's title to complete the Photo Details form. Entry can be edited or deleted.

To replace an incomplete image you don't want, and it has not been submitted, click on the image's Entry Title and replace it with a new description and upload a new image.

If you have more questions, please check out the Help & FAQ page.


Thumbnail images below are for confirmation of your entries. Judges will review original images.

[Add Entry](#)

Edit	No.	Entry Title	Category	Media	Status	Payment Status	Fee	Date Added	Delete
							\$0.35		
	4	Certified Wildlife Habitat	Landscapes & Plants		Incomplete		\$0.00	01/10/2019	
	3	Turtle	Amphibians & Reptiles		Completed	<a href="#">SUBMIT</a>	\$0.00	12/12/2018	
	2	Walking through wildlife preserve	People in Nature		Accepted		\$0.00	12/12/2018	

# Need additional help?

Click on “Contact Us” and submit your question

**GARDEN  
FOR WILDLIFE**  
• PHOTO CONTEST •

Welcome Amelia

[Home](#) [Rules](#) [Help & FAQ](#) [Add Entry](#) [Entries & Payment](#) [Gallery](#) **Contact Us** [Garden for Wildlife](#)

## Garden for Wildlife™ Photo Contest

Your questions and feedback are very important to us. Check our [Frequently Asked Questions](#) to see if we've answered your question. If not, please fill out the form below with as much detail as possible, and we will respond to you as soon as we can. Customer Service hours are Monday – Friday, 9AM – 4PM EST.

Thank you very much for helping us save wildlife!

**Name \***

First Name

Last Name

**Email address \***

(e.g. john@example.com)

**Address \***

Address Line 1

Address Line 2

City

State

Zip Code

Country

**Phone**

(e.g. 1 201-234-5678)

**I need help with (please select from the list): \***



**GARDEN  
FOR WILDLIFE**  
• PHOTO CONTEST •