

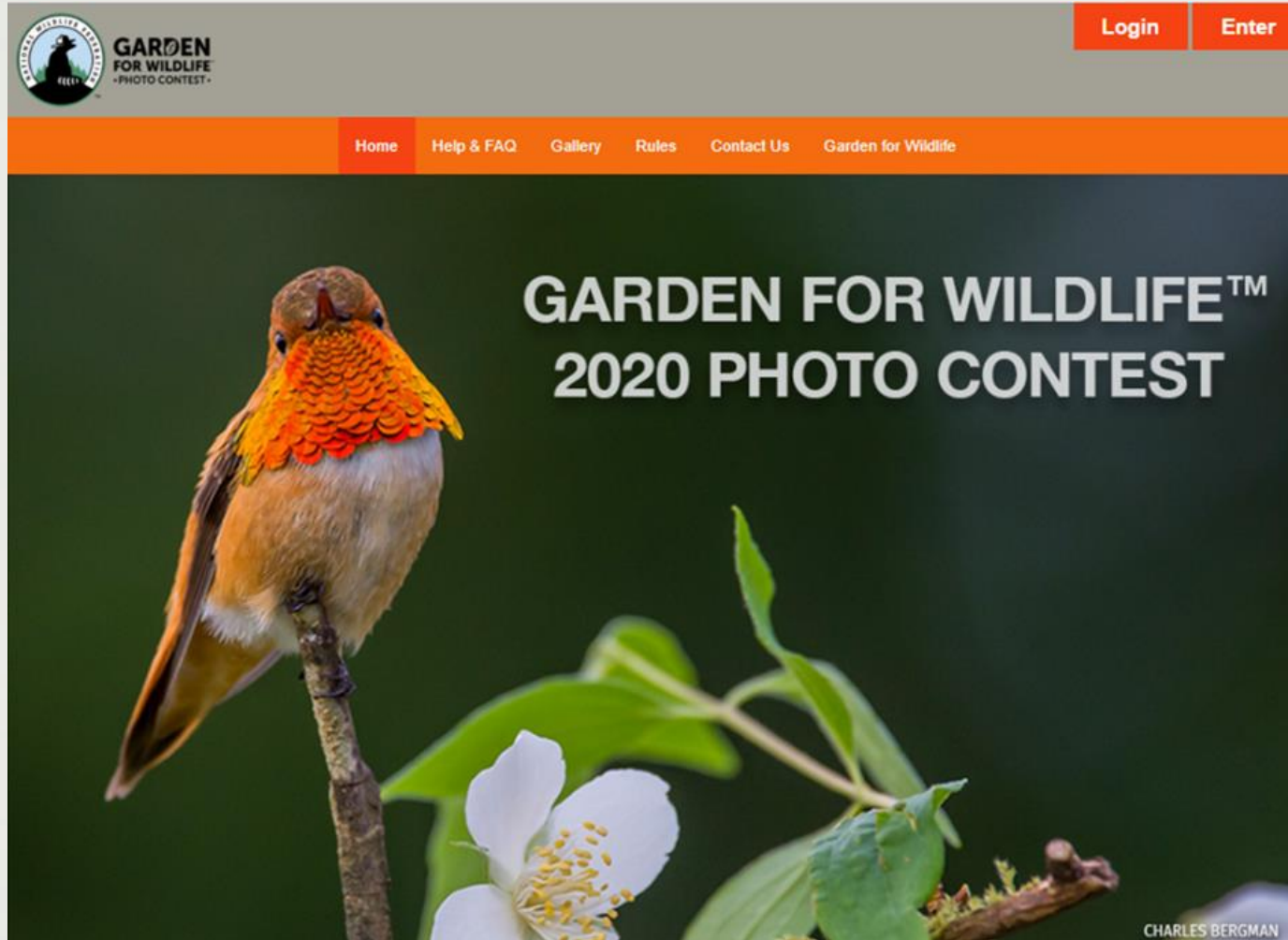
# GARDEN FOR WILDLIFE™ 2020 PHOTO CONTEST



**GARDEN**  
**FOR WILDLIFE™**  
• PHOTO CONTEST •

## HOW TO ENTER STEP BY STEP GUIDE

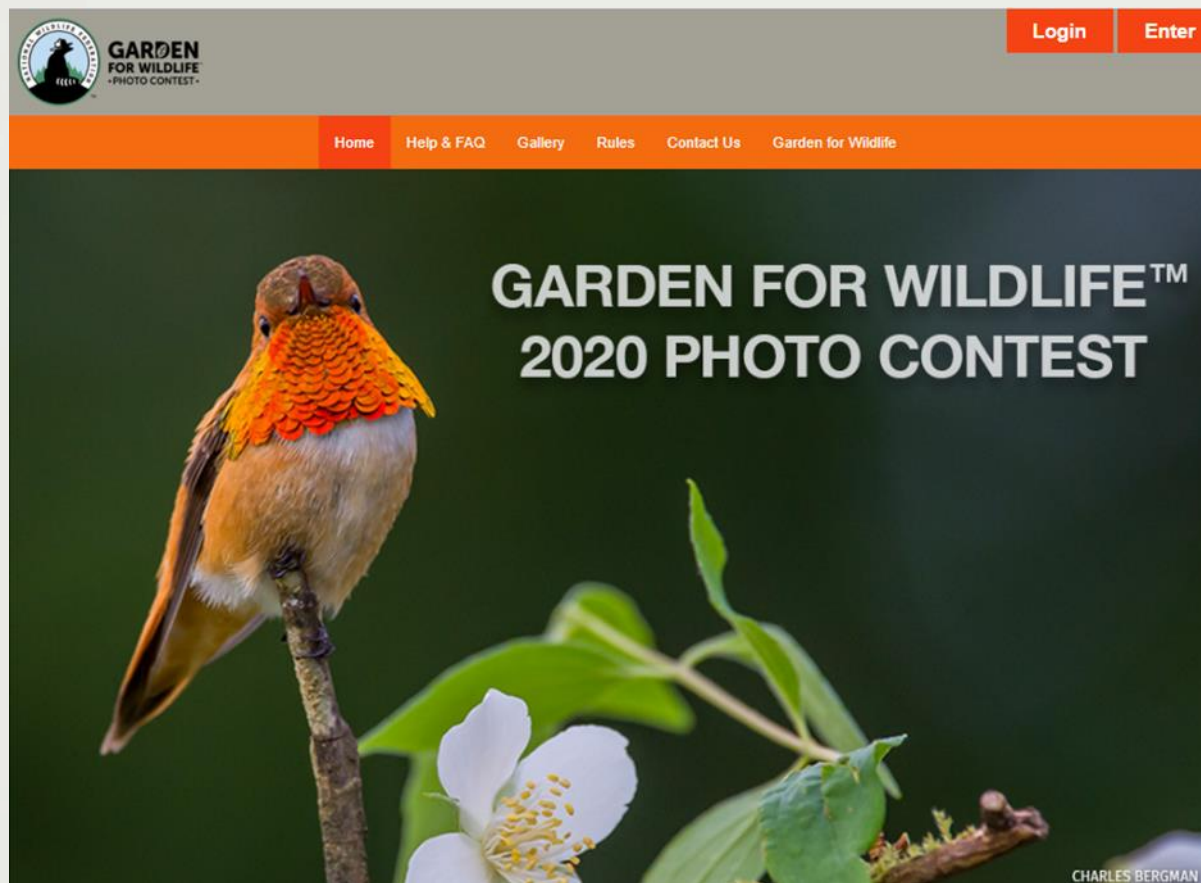
Go to: [gfwphotocontest.nwf.org](https://gfwphotocontest.nwf.org)



**GARDEN**  
**FOR WILDLIFE**  
• PHOTO CONTEST •

All entrants must enter for a Garden for Wildlife 2020 Photo Contest account by pressing the Enter tab.

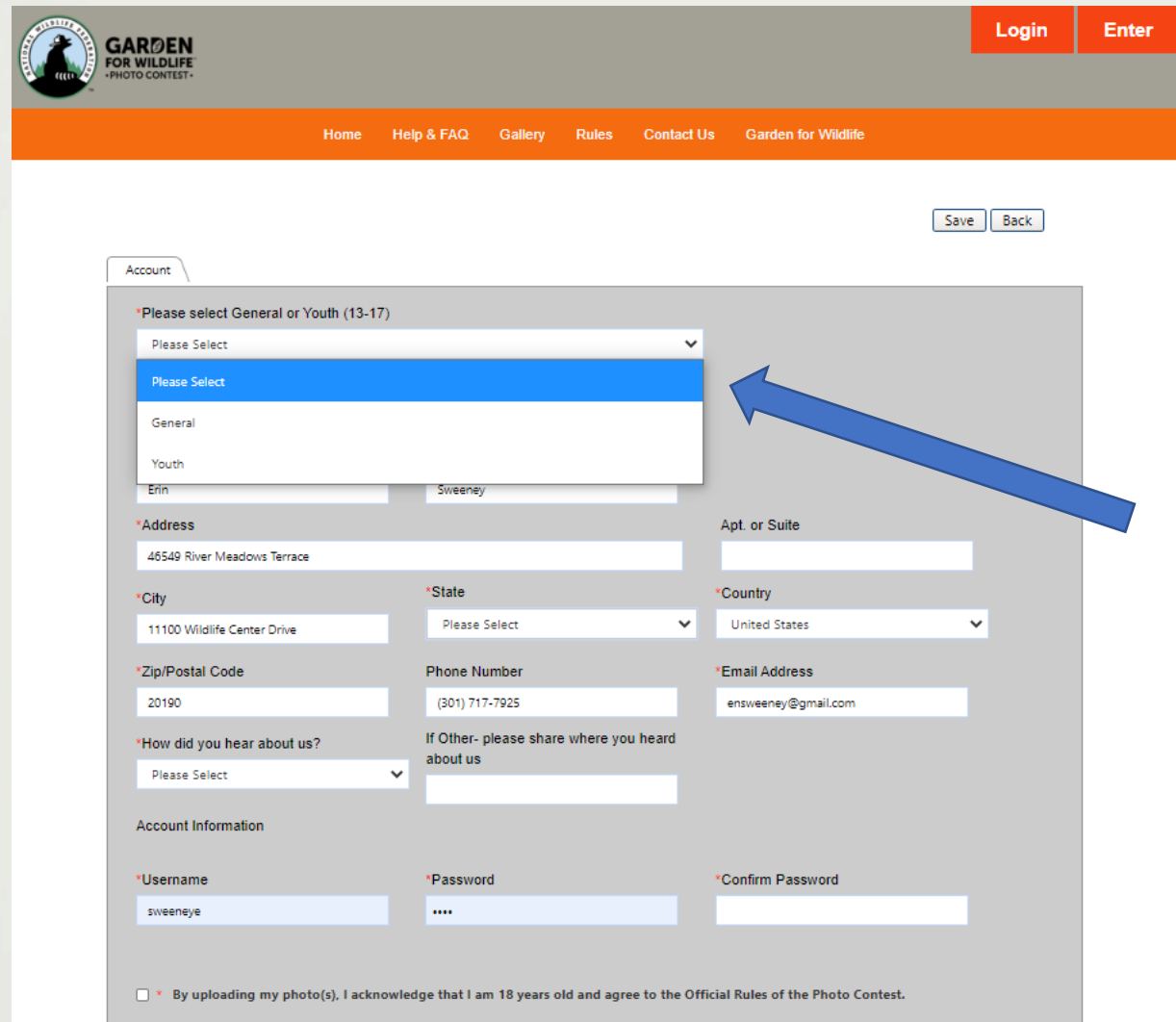
If you have already created an account for the 2019 contest, press the Login tab.



**GARDEN**  
**FOR WILDLIFE**  
• PHOTO CONTEST •

\*If you have a previous Garden for Wildlife or National Wildlife Federation Photo Contest account a new account must be created.

To begin your registration, first select General Entrant or Youth Entrant from the drop down menu.



The screenshot shows the registration page for the Garden for Wildlife Photo Contest. At the top left is the logo for the National Wildlife Federation Garden for Wildlife Photo Contest. To the right are 'Login' and 'Enter' buttons. Below is a navigation bar with links for Home, Help & FAQ, Gallery, Rules, Contact Us, and Garden for Wildlife. The main content area is titled 'Account' and contains a registration form. A dropdown menu is open, showing options for 'Please Select', 'General', and 'Youth'. A blue arrow points to the 'General' option. The form fields include: Name (Erin Sweeney), Address (46549 River Meadows Terrace), City (11100 Wildlife Center Drive), State (Please Select), Country (United States), Zip/Postal Code (20190), Phone Number ((301) 717-7925), Email Address (ensweeney@gmail.com), and Account Information (Username: sweeneye, Password: \*\*\*\*, Confirm Password: ). A checkbox at the bottom indicates agreement to the rules.



**GARDEN**  
**FOR WILDLIFE**  
• PHOTO CONTEST •



# General account registration form

Be sure to fill out all required fields, marked with a red asterisk\*

Account

\*Please select General or Youth (13-17)  
Please Select

Contact Information

\*First Name      \*Last Name  
\_\_\_\_\_  
\_\_\_\_\_

\*Address      Apt. or Suite  
\_\_\_\_\_  
\_\_\_\_\_

\*City      \*State      \*Country  
\_\_\_\_\_  
\_\_\_\_\_      United States

\*Zip/Postal Code      Phone Number      \*Email Address  
\_\_\_\_\_  
\_\_\_\_\_  
\_\_\_\_\_

Account Information

\*Username      \*Password      \*Confirm Password  
\_\_\_\_\_  
\_\_\_\_\_  
\_\_\_\_\_

\* By uploading my photo(s), I acknowledge that I am 18 years old and agree to the Official Rules of the Photo Contest.



**GARDEN**  
**FOR WILDLIFE**  
• PHOTO CONTEST •

After creating an account, you will receive an email to confirm your registration.

# Youth account registration form

Be sure to fill out all required fields, marked with a **red** asterisk\*  
Remember to include your child's name and age in the "Youth" fields at the bottom.

Account

\*Please select General or Youth (13-17)  
Youth

Contact Information

\*First Name: Amelia  
\*Last Name: Todaro

\*Address: 11100 Wildlife Center Drive  
Apt. or Suite:

\*City: Reston  
\*State: Virginia  
\*Country: United States

\*Zip/Postal Code: 20190  
Phone Number: ( ) - -  
\*Email Address: todaroa@nwf.org

Account Information

\*Username:   
\*Password:   
\*Confirm Password:

\* I am the parent/guardian and agree to the collection of data of my minor child and agree to these rules on behalf of my minor child.

Youth First Name:   
Youth Last Name:   
Youth Age:

\* By uploading my photo(s), I acknowledge that I am 18 years old and agree to the Official Rules of the Photo Contest.

After creating an account, you will receive an email to confirm your registration.



**GARDEN**  
**FOR WILDLIFE**  
• PHOTO CONTEST •

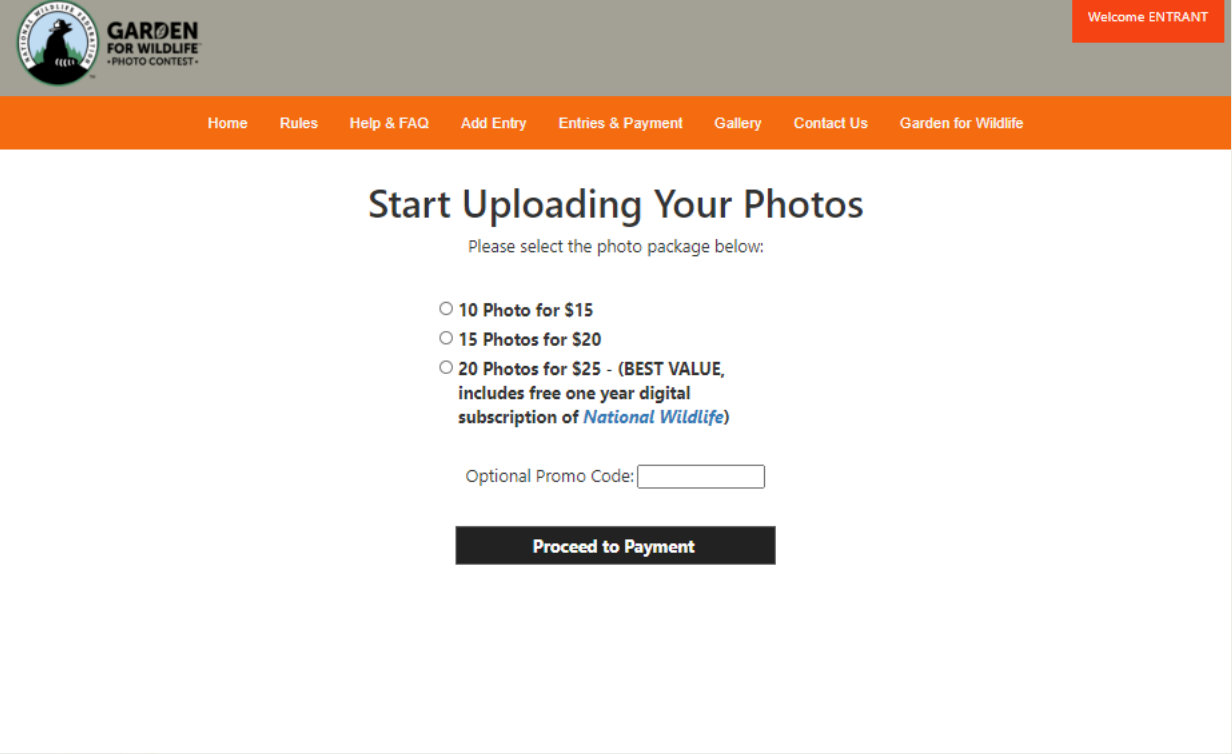
To login to your account, fill in your Username and Password when you entered and press Login.

The screenshot shows the website's header with the logo and navigation menu. A login form is overlaid on the right side, containing fields for Username (ENTRANT) and Password (masked with dots), a 'Login' button, and a link for 'Retrieve User ID/Reset Password'. A blue arrow points to the form. Below the form is a large banner for the 'GARDEN FOR WILDLIFE™ 2020 PHOTO CONTEST' featuring a hummingbird on a branch. At the bottom of the banner are 'Login' and 'Enter' buttons.



**GARDEN**  
FOR WILDLIFE™  
• PHOTO CONTEST •

You have three photo-entry packages to choose from depending on the number of photos you would like to enter.



The screenshot shows the 'GARDEN FOR WILDLIFE PHOTO CONTEST' website. At the top left is the logo, and at the top right is a 'Welcome ENTRANT' message. A navigation bar contains links for Home, Rules, Help & FAQ, Add Entry, Entries & Payment, Gallery, Contact Us, and Garden for Wildlife. The main content area is titled 'Start Uploading Your Photos' and asks the user to 'Please select the photo package below:'. Three radio button options are listed: '10 Photo for \$15', '15 Photos for \$20', and '20 Photos for \$25 - (BEST VALUE, includes free one year digital subscription of National Wildlife)'. Below the options is an 'Optional Promo Code:' field with an input box. A black 'Proceed to Payment' button is at the bottom.





# Payment page

Fill out and submit your payment information.

That is it! You are now ready to start submitting photos to the 2020 photo contest.

You will receive an email to confirm your payment.



**GARDEN  
FOR WILDLIFE**  
• PHOTO CONTEST •



Welcome ENTRANT

[Home](#) [Rules](#) [Help & FAQ](#) [Add Entry](#) [Entries & Payment](#) [Gallery](#) [Contact Us](#) [Garden for Wildlife](#)

## CHECKOUT & PAY

### Billing Information:

*First Name:	<input type="text"/>	*Last Name:	<input type="text"/>
Company Name:	<input type="text"/>		
*Address 1:	<input type="text"/>	Address 2 :	<input type="text"/>
*City:	<input type="text"/>	*State:	<input type="text" value="Select.."/>
*Postal Code:	<input type="text"/>	*Country:	<input type="text" value="United States"/>
*Email:	<input type="text" value="ensweeney@gmail.com"/>	Phone:	<input type="text"/>

### Amount Payable:

\$20.00

### Promo Code:

APPLY

### Choose Payment Method :



Check out with **PayPal**

# Entering images

Click on the “Add Entry” button to begin adding photos to your account.



The screenshot shows the website for the Garden for Wildlife Photo Contest. At the top left is the logo for the National Wildlife Federation Garden for Wildlife Photo Contest. At the top right, it says "Welcome ENTRANT". Below the header is a navigation menu with the following items: Home, Rules, Help & FAQ, Add Entry, Entries & Payment, Gallery, Contact Us, and Garden for Wildlife. The "Add Entry" button is highlighted with a blue arrow. The main content area features a large image of a hummingbird perched on a branch next to a white flower. The text "GARDEN FOR WILDLIFE™ 2020 PHOTO CONTEST" is overlaid on the image. The name "CHARLES BERGMAN" is visible in the bottom right corner of the image. Below the image, the text reads "Welcome to the 3rd annual Garden For Wildlife™ Photo Contest."



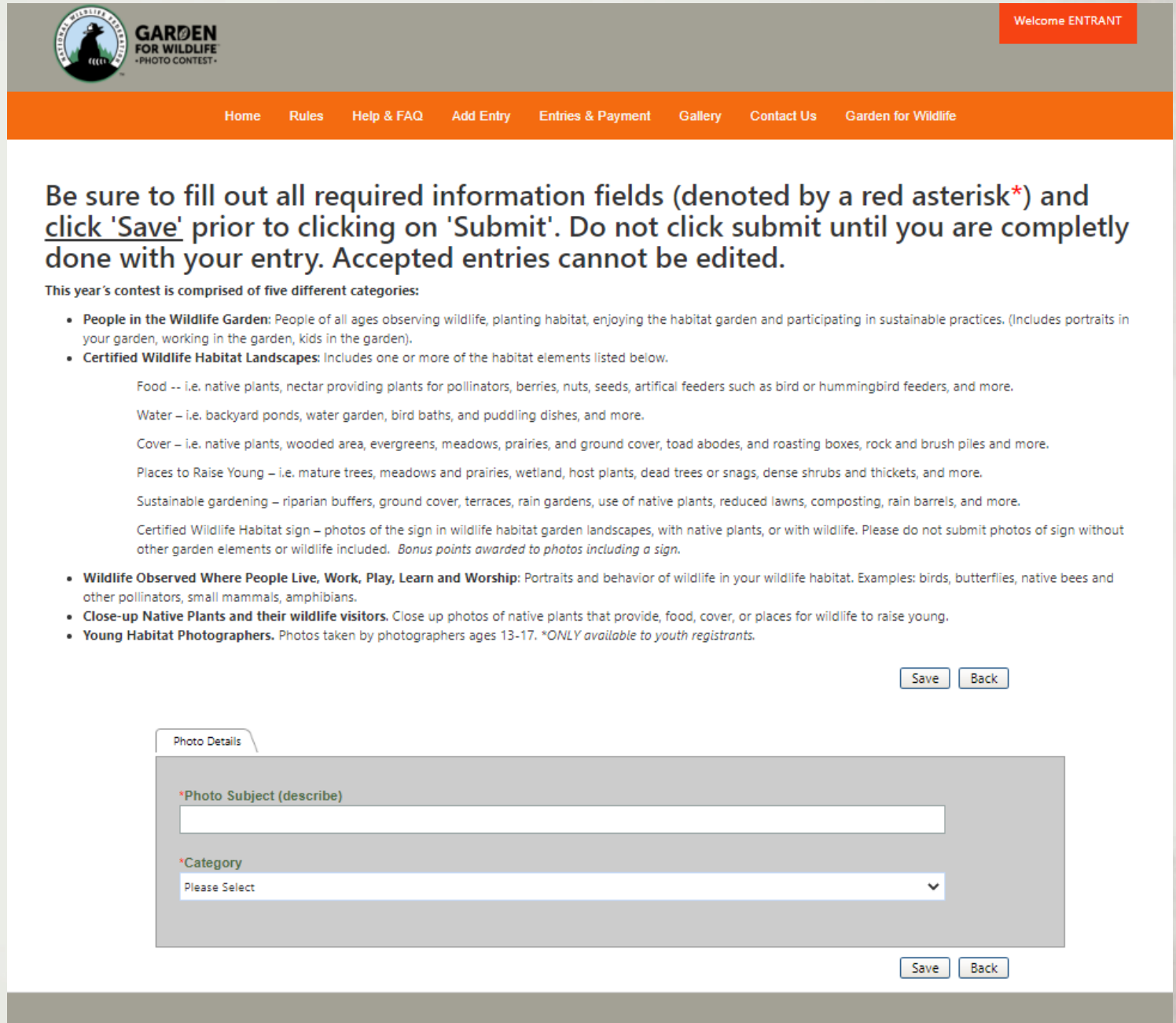
**GARDEN**  
FOR WILDLIFE™  
• PHOTO CONTEST •

Start with “Photo Subject” and select a contest category for each photo entry.

Click on “save” button to proceed to next steps.



**GARDEN**  
FOR WILDLIFE  
• PHOTO CONTEST •



**GARDEN FOR WILDLIFE • PHOTO CONTEST •** Welcome ENTRANT

Home Rules Help & FAQ Add Entry Entries & Payment Gallery Contact Us Garden for Wildlife

Be sure to fill out all required information fields (denoted by a red asterisk\*) and click 'Save' prior to clicking on 'Submit'. Do not click submit until you are completely done with your entry. Accepted entries cannot be edited.

This year's contest is comprised of five different categories:

- **People in the Wildlife Garden:** People of all ages observing wildlife, planting habitat, enjoying the habitat garden and participating in sustainable practices. (Includes portraits in your garden, working in the garden, kids in the garden).
- **Certified Wildlife Habitat Landscapes:** Includes one or more of the habitat elements listed below.
  - Food -- i.e. native plants, nectar providing plants for pollinators, berries, nuts, seeds, artificial feeders such as bird or hummingbird feeders, and more.
  - Water – i.e. backyard ponds, water garden, bird baths, and puddling dishes, and more.
  - Cover – i.e. native plants, wooded area, evergreens, meadows, prairies, and ground cover, toad abodes, and roasting boxes, rock and brush piles and more.
  - Places to Raise Young – i.e. mature trees, meadows and prairies, wetland, host plants, dead trees or snags, dense shrubs and thickets, and more.
  - Sustainable gardening – riparian buffers, ground cover, terraces, rain gardens, use of native plants, reduced lawns, composting, rain barrels, and more.
  - Certified Wildlife Habitat sign – photos of the sign in wildlife habitat garden landscapes, with native plants, or with wildlife. Please do not submit photos of sign without other garden elements or wildlife included. *Bonus points awarded to photos including a sign.*
- **Wildlife Observed Where People Live, Work, Play, Learn and Worship:** Portraits and behavior of wildlife in your wildlife habitat. Examples: birds, butterflies, native bees and other pollinators, small mammals, amphibians.
- **Close-up Native Plants and their wildlife visitors.** Close up photos of native plants that provide, food, cover, or places for wildlife to raise young.
- **Young Habitat Photographers.** Photos taken by photographers ages 13-17. \*ONLY available to youth registrants.

Save Back

Photo Details

\*Photo Subject (describe)

\*Category  
Please Select

Save Back

Fill out the photo information for each image.

Fill out all the required fields marked with a **red asterisk\***. Be accurate with image description, it can not be changed after its submitted.

Click “Select” to select a photo from your computer or mobile device.

Would you like to donate your photo to NWF?

After your image is uploaded, click “Submit Entry” to submit this photo.



**GARDEN  
FOR WILDLIFE™**  
• PHOTO CONTEST •

Photo Details

\*Photo Subject (describe)  
Hummingbird Example

\*Category  
Close-Up Native Plants and their Wildlife Visitors

\*When was this image taken? (Please state month or time of year)  
Season, month, year


\*Where was this photo taken? (Please specify city, state, country, etc.)  
Where photo was taken.

\*Photo Story (please include garden clubs and affiliations)  
Information about your photo goes here.

451

\*Camera Equipment  
Your camera equipment

\*Specify Digital Alterations  
Any alterations made to your photo

\*Upload Photo here  
 Hummingbird Example  
JPG, 8.22 MB

Yes  No  
I wish to donate my image to the National Wildlife Federation (please select Yes or No) then save.

I have read and agreed to the photo donation terms as set forth in Section 15 of the Official Rules, and I understand how my **donated** images may be used to help NWF.

Submit Entry Back



# Edit Entries page

Click on “Add Entry” to add more images.

Entered images can be reviewed in the “Entries & Payment” page.

Status:

**Incomplete** - something is missing

**Completed** - images uploaded but not submitted

**Accepted** - images have been submitted



Welcome ENTRANT

Home Rules Help & FAQ Add Entry Entries & Payment Gallery Contact Us Garden for Wildlife

## Garden for Wildlife™ Photo Contest.

Here are a few tips that can help you with the entry process:

- To begin, please click on 'Add Entry' button, and choose how many photos you would like to enter.
- Fill out and submit your payment information. **After you have paid you may submit the first entry, you will be able to enter up to ten, fifteen or twenty photos depending on the photo package you have selected for no additional cost. You will be prompted to pay for additional photo packages, only proceed if you would like to enter more photos than your photo package allows.**
- To submit an entry for judging (entry fee must be paid prior to submitting entries), click on the 'Submit' button. If the application form is complete, the image will automatically be entered to the judging site. Once you have submitted, the entry cannot be modified.
- All required information fields (denoted by a red asterisk\*) for each image must be filled out before the image can be submitted to be judged. If the required information has not been completed, the corresponding fields will be displayed. Click the image's status then click on the field name to be taken to the co-field to complete the form.
- Entry Status:
  - Accepted:** Denotes a successful submitted image. An accepted entry **cannot** be edited nor deleted.
  - Completed:** Denotes entry still needs to be paid, and/or submitted to the judges. Entry can be edited or deleted.
  - Incomplete:** Denotes the application form is not completely filled out, click on the entry's title to complete the Photo Details form. Entry can be edited.

To replace an incomplete image you don't want, **and it has not been submitted**, click on the image's Entry Title and replace it with a new description and upload a new image.

If you have more questions, please check out the [Help & FAQ page](#).

Thumbnail images below are for confirmation of your entry uploads. Judges will review original images.

Add Entry

Edit	No.	Entry Title	Category	Media	Status	Payment Status	Fee	Date Added	Delete
							\$1.00		
	4	Habitat Garden with Sign	Certified Wildlife Habitat Landscapes		Incomplete		\$0.00	07/27/2020	
	3	Boy in Habitat Garden	People in the Wildlife Garden		Completed	SUBMIT	\$0.00	07/27/2020	
	2	Hummingbird Example	Close-Up Native Plants and their Wildlife Visitors		Accepted		\$0.00	07/27/2020	

# Need additional help?

## Click on “Contact Us” and submit your question



**GARDEN  
FOR WILDLIFE**  
• PHOTO CONTEST •

Welcome ENTRANT

- Home
- Rules
- Help & FAQ
- Add Entry
- Entries & Payment
- Gallery
- Contact Us**
- Garden for Wildlife

### Garden for Wildlife™ Photo Contest

Your questions and feedback are very important to us. Check our [Frequently Asked Questions](#) to see if we've answered your question. If not, please fill out the form below with as much detail as possible, and we will respond to you as soon as we can. Customer Service hours are Monday – Friday, 9AM – 4PM EST.

Thank you very much for helping us save wildlife!

**Name \***

First Name  Last Name

**Email address \***

(e.g. john@example.com)

**Address \***

Address Line 1   
Address Line 2   
City  State   
Zip Code  Country

**Phone**

(e.g. 1 201-234-5678)

**I need help with (please select from the list): \***

**Tell us how we can help \***

Please describe with details about the trouble you are experiencing. If possible, please include type of computer (Mac or PC), type of internet browser or type mobile device you are using.



**GARDEN  
FOR WILDLIFE**  
• PHOTO CONTEST •

# Logging out

Click on red button to logout.

Thank you for your support of the Garden for Wildlife Photo Contest.



The screenshot shows the website header with the logo for the Garden for Wildlife Photo Contest. The user is logged in as 'ENTRANT'. A navigation menu includes 'Home', 'Rules', 'Help & FAQ', 'Add Entry', 'Entry', 'Gallery', 'Contact Us', and 'Garden for Wildlife'. A red box highlights the 'Logout' button in the top right corner, with a blue arrow pointing to it from the text on the left. The main content area features a large image of a hummingbird perched on a branch next to a white flower. The text 'GARDEN FOR WILDLIFE™ 2020 PHOTO CONTEST' is overlaid on the image. The photographer's name, 'CHARLES BERGMAN', is visible in the bottom right corner of the image. Below the image, a welcome message reads: 'Welcome to the 3rd annual Garden For Wildlife™ Photo Contest.'